

White Magic:

A Vermont Garden in Winter

Judith Irven
Outdoor Spaces
Landscape Designs

Dick Conrad
Photography

A Vermont Garden Journal
northcountryreflections.com




*Or.... How can
New England
gardeners learn
to love our
long months of
winter?*

Our 21st century gardens.....



Informal, relaxed
spatial design

Inspired by the
natural landscape



Our 21st century gardens.....





Plenty of
native plants



Interweaving
plantings

What about our winter garden ideals?



Our challenge:

Creating a garden for the
21st garden
that is lovely in all seasons


Today...

'Seeing' the winter garden



'Show in the Snow' garden elements


Highlights and Decorations



Seeing the winter garden



A familiar space
through a new
lens




The winter garden

Monochromatic

Ever-changing

Elegant





Winter Beauty


Winter Beauty



Winter Beauty



Winter Beauty




Winter Beauty



Winter Beauty



Winter Beauty



Winter Beauty



Always changing...

Light



Morning



Evening

Always changing...



Snow



Always changing...

Snow

*Sun and shadows..
the essence of the winter landscape*



Sun and shadows..



Sun and shadows..



The Seasons of Winter

Winter...short days and long nights

Sun time...Equinox to equinox

Garden time lags sun time...
about three weeks at both ends

Old New England saying


Half your wood and half your hay

Ye shall have by Candlemas Day

The Seasons of Winter



October 17



November 26



December 3



January 4



January 5



January 13


March 2



Summer:
colorful flowers
focus our attention




Winter
'Exposes the
Bones'
of the garden




The 'bones' of
the garden



The 'bones' of
the garden



The 'bones' of
the garden



Anticipating
Winter
Think in black and
white



Lorraine and
Warren Kimble's
garden in Brandon,
VT





*Anticipating
Winter*
Think in black and
white



*“All gardening is
landscape painting”*

Alexander Pope



Winter pictures



*In winter...
your windows
are your
picture frames*

View 1:
from my study window



*In winter...
your windows
are your
picture frames*

View 2:
from my study window



*Your windows
are your picture
frames*

View 3: from the
kitchen window

Your windows are your picture frames



View 4: from the kitchen window

*‘Show in the snow’
garden elements’*

Structures

Walls and steps

Sculptured trees

Clustered shrubs

and of course...Evergreens

Garden elements for winter

We live in
snow
country

BIG
garden
elements



Structures


A gazebo makes a statement

Snow or no snow...



Structures

And an arbor balances out the design



Structures

Standing Stone Perennial Gardens



A rustic arbor stands out in the snow



Structures

Fencing introduces horizontal lines



Structures



Standing Stone Perennial Gardens



A whimsical picket fence

Structures




Ironwork catches the snow

Walls and steps define a slope



Walls and steps define a slope

They show unless the snow is VERY deep



Trees create living sculptures



Crab apple at Standing Stone Perennial Gardens

Site them right and prune them right

Sculptured trees



Arching apple trees at Blueberry Hill Inn




Sculptured trees


Amelanchier canadensis



Sculptured trees



Amelanchier canadensis



Sculptured trees

Pruning:
a winter activity
for gardeners



Sculptured trees



white birch thinned and pruned up


Sculptured trees



Wild apple pruned to open the interior

Clustered shrubs

Define the flowerbeds



Clustered shrubs

Frame a path



Clustered shrubs

Outline the driveway

and in March

Ilex verticillata
in January



Clustered shrubs



Pair up
to create
texture
contrasts

Prunus cistena with *Spirea bumalda*

Clustered shrubs

Spirea alpina
and
Chamaecyparis



Clustered shrubs

Choose for seedheads



Hydrangea 'Tardiva'
and *Spirea 'Anthony Waterer'*



Sub-shrubs have a
winter texture too



Lavender, sage and savory

All winter long they come and go,
to emerge intact when spring arrives


Ornamental Oregano

Evergreens are winter queens



Chamaecyparis 'Boulevard'

Evergreens are winter queens



Dwarf Norway spruce
at the bend in the path

Evergreens are winter queens




Dwarf white pine 'Kurley'

But anticipate
their mature
size



Deciduous and Evergreens mix beautifully




Warren and Lorraine Kimble's
Brandon house,

Deciduous and Evergreens mix beautifully



Warren and Lorraine
Kimble's Brandon house



Golden
arborvitae
and *Viburnum
trilobum*

Deciduous and Evergreens mix beautifully



Chamycyperis with *Spirea alpina*

Highlights and Decorations

Art and artifacts

Colors and
textures

Perennials and
grasses




*Art and
artifacts*



*Art and
artifacts*



Art and artifacts



Art and artifacts



*Art and
artifacts*

Chairs and
benches

An invitation to
"come into the garden"



*Art and
artifacts*

Chairs and
benches



The Ghosts of
summer



Art and artifacts

Chairs and benches

Position where you can see them from the house



Art and artifacts

Chairs and benches

Or from the driveway



Perennials and Grasses with winter stamina

Astilbe

Chrysanthemum

Echinacea

Rudbeckia

Sedum

Leave them standing until spring!!

Miscanthus...Maiden grass

Panicum...Switch grass

Calamagrostis: Feather reed grass

Helictotriton...Blue oat grass



Astilbe chinensis
'Pumila'

Perennials with winter stamina



Astilbe 'Ostrich Feather'

Perennials with winter stamina



Chrysanthemum
'Mary Stoker'



Echinacea

Perennials with winter stamina



Rudbeckia 'Goldstrum'

Perennials with winter stamina



Perennials with winter stamina

Rudbeckia
'Herbstsonne'



Perennials with winter stamina



Sedum
'Autumn Joy'

Grasses that stand up to winter



Grasses that stand up to winter

Miscanthus



Grasses that stand up to winter

Switch grass
Panicum virgatum



Grasses that stand up to winter

Blue oat grass:
Helictotrichon sempervirens



Colors and textures in the snow

Green Red
Seedheads
Bark Parchment

Colors

Green

Kerria japonica 'Picta'



Colors


Evergreens



Chamycyperis 'Boulevard'

Colors

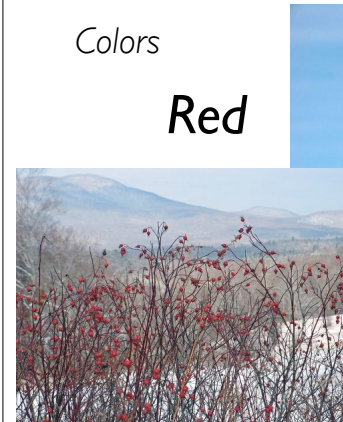
Red




Ilex verticillata berries

Colors

Red



Rosa blanda
on Christmas day






Colors
Red

Cornus 'Ivory Halo'



Colors
Red

Blueberries



Colors

Red

Crab apples in
January



Colors **Parchment**



Late winter: *Miscanthus 'Malepartus'*
and *Miscanthus 'Purpurascens'*

Colors




Parchment

Chrysanthemum 'Mary Stoker'

Textures

Bark and seedheads

Old birch
Betula papyrifolia



Textures

and a much younger
River Birch
Betula nigra 'Heritage'



Textures

*Heptacodium
miconoides*
Seven Son Flower



Seedheads



Seedheads



Rudbeckia 'Herbststronne'



Seedheads



Hydrangea 'Tardiva'



Seedheads



and in
December 2009

Clematis
'Miss Bateman' in
December 2007



Seedheads



Sweet Autumn
Clematis
Clematis terniflora



Wild visitors



Wild visitors


To conclude...

Create your
own white
magic


1: Accent your
garden's skeleton



with
Show in the Snow'
garden elements



2: Plan the
views from your
windows






3: Expose the interior shapes of trees and shrubs



4: Plant shrubs in clusters



5: Position benches and chairs for winter impact



6: Experiment with snow-resilient perennials and grasses



7: Choose plants for winter texture and color



Winter is not the 'forgotten season'

even as we always anticipate spring



For more on Vermont winter gardens...



questions?
email: judithirven@gmail.com

winter garden articles at
northcountryreflections.com

Woody plants with winter interest
Landscape Plants for Vermont